

The Saville Times

Volume 7, Issue 1

Saville Elementary, Mad River Local Schools; Title I School


August 1, 2011

Back to School Success

While many of us look forward to coming back to school to see our friends and teachers, it can be stressful for some students. Here are few tips to help ease the transition of coming back to school. You can find more helpful hints at www.school.familyeducation.com.

- 1. Practice the school routine.** Often the summer time schedule is less structured than it is during the school year. Have your child practice going to bed and getting up on their "school schedule." It would also be beneficial to practice the whole morning routine of getting dressed, brushing teeth, combing hair, etc.
- 2. Know the route.** Students will feel less anxiety if you practice how they'll walk to the bus stop or get to school. Make sure you know the pick-up and drop-off procedure for your school.
- 3. Attend the Ice Cream Social.** You and your child will learn what class he/she is in, get to walk to the classroom, meet the teacher and enjoy a delicious treat. The Ice Cream Social is Friday, August 12th @ 2:00-3:00
- 4. Get your supplies.** The supply list is accessible on the front and back of the school. You may also get a copy on our website. Go to www.madriver.schools.org.
- 5. Set the scene for homework.** Help set up an organized place where your child will know they do homework. Have he/she help decorate it and organize it. All the school supplies that you couldn't resist from the store sales have a place here. Make sure the child has all the supplies they'll need to complete homework (pencils, paper, pens, crayons, scissors, & glue.)
- 6. Sign up for a library card.** Reading with your child is one of the most important things you can do. It will help prepare them to be a successful reader, they'll see that you value reading, help build their vocabulary and strengthen the bond between you and your child.
- 7. Check your own attitude about school.** Children will pick up on what your own feelings are. If you're excited and positive about the beginning of school then your enthusiasm will most likely transfer to your child. Likewise, if you have anxiety or worries about the beginning of school then your child will pick up on that as well.
- 8. Get to know the staff at the school.** Everyone at the school wants to help your child be as successful as possible. Creating good communication between the home and school is critical to your child's success.
- 9. Read the rest of this newsletter** so you know what's going on and when events are happening.
- 10. Have fun!**

Mr. Kandel



What's all the testing about?

At Saville, the staff strives to provide an excellent education. We work very hard to provide every student what he/she needs to be his/her best.

Part of that process involves frequent assessments. You might here your child's teacher refer to a pre-test, progress monitoring, and a post-test.

A pre-test is exactly what it sounds like. It is an assessment done "before learning" to determine what students' may already know before a lesson or group of lessons is taught. These data may be used to determine what areas a student may need extra help in, what area a student may need enrichment in, or how the class does as a whole. A pre-test is used to diagnose what type of learning a student needs to be successful. These assessments are not used to determine grades.

Progress monitoring refers to assessments that are done "during learning." These assessments are usually completed after an initial lesson or lessons. It is used by the teacher(s) and student(s) to determine if the new



material has been learned or if another teaching or learning strategy is required. Often times, these data will be discussed with an individual student. At times, a class perspective may be examined to see if the whole class is being successful. These data can be thought of as helping a student and teacher predict how successful they may be on a post-test.

A post-test is a what most parents think of when taking a test. This is an assessment over the material that is taught. It may include some material that should be "mastered" and/or some material that still might be developing. Often times, these assessments are used to calculate grades. A teacher and student may compare a pre-test and post-test to gauge how much growth a student made during that period of time.

Much of these data are typically recorded in a student's data binder. At anytime, a parent should feel free to contact their child's teacher to request a conference to review the data binder and get an update on how their child is performing.

School Fees \$

School fees are an important part of the school budget. Fees are used for student materials, including workbooks, copy paper, art supplies, etc. Without school fees the building would be unable to provide the various learning materials used in daily instruction.



School fees are \$30 per year. If you are unable to pay the \$30, you may work out a payment plan of \$7.50 per quarter. Contact Mrs. Hill in the office to make payments.


If you receive free or reduced lunch you may be eligible for a fee waiver. Please inquire with Mrs. Hill in the office to determine how you receive a fee waiver.

The fees for the current year and any fees that are still owed from past years must be paid in order to receive your child's report card.

Delinquent fees may result in your child missing field trips and/or other school related extra-curricular activities.

One Call Now

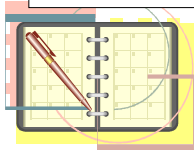
The school is using the One Call Now system this year. It is critical that you keep the school updated with your **most current phone number**. If you ever need to hear a message again, you can follow this process:



1. Dial 877-698-3261 from any touch-tone telephone.
2. At the greeting "To hear your group's latest message, press 1. You will then just follow the prompts.
3. Enter the phone number (including the area code) that OneCall Now normally calls. *For example, if the member usually receives the calls on his home number, he would press 1, and then enter that home phone number.*

If the message requires a touch tone reply, press the appropriate key for an answer when finished listening to the message.

New to One Call this year is the ability for you to receive email and sms text notifications. We will hopefully have a station set up at the ice cream social and at the parent pop-in to help you enroll for this service.



Important Dates & News

Please note the important dates on page 4 of the newsletter. Some important events coming up include:


Friday, August 12th @ 2:00-3:00: Class lists will be posted, students can find their classroom, meet their teacher and enjoy an ice cream treat with their classmates and family. Class lists will remain posted through August 15.



Tuesday, August 30th: Parent Pop-In. Parents of children in grades 1st & 3rd should attend in their child's classroom from 6:15-6:45. Your child will then lead you on a scavenger hunt followed by popcorn in the cafeteria. Parents of children in grades 2nd & 4th should attend from 7:00-7:30. You will meet with your child's teacher with the other parents in the class and learn the classroom mission, goals, expectations and various procedures. You need to attend in

order for your student to receive his/her data binder.

One Call Now: The school will be using the One Call Now system this year. It is critical that you keep the school updated with your **most current phone number**. If you ever need to hear a message again, you can call **877-698-3261**.



Other Important Information

School time: School begins at 8:00 and dismisses at 2:10. Students are tardy after 8:10. Official time is kept in the office. If you arrive after 8:10 with your child, you will need to bring them in the office and sign them in.

Breakfast: Free Breakfast for any student begins on **8/19 @ 7:50-8:10**. Bus riders go straight to breakfast at 8:00 when the bus unloads. Breakfast will not be served to any car rider or walker that arrives after 8:00.

Lunch: Anyone receiving lunch benefits at the end of the 2010-2011 school year will receive temporary lunch benefits until September 22 or until approved. Please make sure the 2011-2012 lunch application (sent home the first day of school) is returned as soon as possible. Lunch cost is \$1.85, that includes milk. Milk cost 50¢ if you bring your lunch.

Arrival and Dismissal: If your child will be dropped off by car or walk to school, please see the attached map or look on our website for our procedure.

Emergency Contacts: When you fill out your child's Family Information card, please fill in the Emergency Contact information. In the event of an accident or emergency, and we can't reach you, we'll use these contacts as the next option. Listing someone as an emergency contact **does not** give them permission to pick up your child for appointments or an early release. If you want someone picking up your child that is not his/her legal guardian we must receive that in writing from you prior to the pick-up.

Appointments: If your child is being picked up early from school, you must notify the school in writing who is picking him/her up and what time they are being picked up. We **will not release a child** to anyone other than the custodial parents without the written consent of the custodial parent(s).


Phone numbers: It is important that you keep the school up to date with your current phone numbers. We need to be able to get in touch with you in case of any emergency. To hear a One Call Now message again, please call 877-698-3261.

School-wide Behavior: We'll be continuing our school-wide behavior program this year. There will be a consistent school-wide behavior plan throughout school grounds. More information will be coming on this in the near future. You will receive daily communication through your child's student data binder letting you know how their behavior was each day. **It is critical that the binder is returned to school daily.**

School Fees: All student fees are \$30 this year. This covers the cost of consumable supplies such as construction paper, workbooks, etc. Any family not paying the school fee will not receive a report card and may be subject to missing fieldtrips &/or other school sponsored extracurricular events.

Dress code: The dress code is outlined in the Student Code of Conduct; however, please make sure students wear a good fitting gym shoes and socks. **Flip-flops and sandals** are not permitted to be worn at school.

School Calendar



Event	Start Date
Ice Cream Social - Meet the Teacher @ 2:00-3:00	8/12/2011
1st Day of School - Gr. 1-4 @ 8:00-2:10	8/16/2011
KG Parent meeting 6:00-7:00	8/17/2011
Kindergarten Last Name A-L 1st Day	8/18/2011
Kindergarten Last Name M-Z 1st Day	8/19/2011
Library begins this week	8/22/2011
Behavior Kick-Off Assembly	8/24/2011
Fundraiser Kick-off	8/30/2011
Parent Orientation - Gr. 1 & 3 @ 6:15-6:45; Gr. 2 & 4 @ 7:00-7:30	8/30/2011
Fundraiser	8/31/2011 - 9/14/11
No School - Labor Day	9/5/2011
4th Grade Choir	9/6/2011
Progress Reports go Home	9/12/2011
4th Grade Choir	9/13/2011
2 hour Delay—School starts @ 10:00	9/14/2011
4th Grade Choir	9/20/2011
Picture day	9/23/2011
4th Grade Choir	9/27/2011
OAA testing - 3rd Gr.	10/3/2011
4th Grade Choir	10/4/2011
4th Grade Choir	10/11/2011
PTO Skating Party @ Kettering Skateworld - 6:00-8:00	10/13/2011
No School	10/14/2011
4th Grade Choir	10/18/2011
End 1st Qtr - Dismissal @ 1:10	10/18/2011
4th Grade Music Performance @ 6:00	10/20/2011
Kinder to Pumpkin Farm	10/21/2011
4th to Johnston's Farm	10/24/2011
4th Grade Choir	10/25/2011
Book Fair	10/31/2011
Spirit Wear Sale	10/31/2011 - 11/11/2011
4th Grade Choir	11/1/2011
Report Cards distributed	11/2/2011
Conferences @ 5:00-9:00	11/3/2011
Conferences @ 8:30-3:00 - No School	11/4/2011
Election Day—No School	11/8/2011
Conferences @ 5:00-8:00	11/10/2011
4th Grade Choir	11/15/2011
Progress Reports go Home	11/16/2011
4th Grade Choir	11/22/2011
No School	11/23/2011 - 11/25/2011
4th Grade Choir	11/29/2011
3rd Grade Music Performance @ 6:00	12/1/2011
4th Grade Choir	12/6/2011
4th Grade Choir	12/13/2011
No School	12/17/2011 - 1/1/2012
School Resumes	1/2/2012

4th Grade Choir	1/3/2012
End of 2nd Qtr - Dismissal @ 11:45	1/6/2012
4th Grade Choir	1/10/2012
PTO Skating Party @ Kettering Skateworld - 6:00-8:00	1/12/2012
No School - MLK Day	1/16/2012
4th Grade Choir	1/17/2012
4th Grade Choir	1/24/2012
2 hour Delay - School starts @ 10:00 Report Cards distributed	1/25/2012
4th Grade Choir	1/31/2012
Progress Reports go home	2/6/2012
4th Grade Choir	2/7/2012
4th Grade Choir	2/14/2012
No School - President's Day	2/20/2012
4th Grade Choir	2/21/2012
2 hour delay - School starts @ 10:00	2/22/2012
2nd Grade Music Performance @ 6:00	2/23/2012
4th Grade Choir	2/28/2012
Spring pictures	3/2/2012
4th Grade Choir	3/6/2012
End of 3rd Qtr - Dismissal @ 1:10	3/9/2012
4th Grade Choir	3/13/2012
4th Grade Choir	3/20/2012
PTO Skating Party @ Kettering Skateworld - 6:00-8:00	3/22/2012
4th Grade Choir	3/27/2012
Report Cards distributed	3/28/2012
1st Grade Music Performance @ 6:00	3/29/2012
4th Grade Choir	4/3/2012
4th Gr. Market Day	4/5/2012
Spring Break - No School	4/6/2012 - 4/15/2012
Progress Reports go Home	4/16/2012
4th Grade Choir	4/17/2012
4th Grade Choir	4/24/2012
OAA testing	4/30/2012— 5/4/2012
4th Grade Choir	5/1/2012
Kinder to Wegerzyn	5/2/2012
BOGO Book Fair	5/7/2012
4th Grade Choir	5/8/2012
2 hour delay - School starts @ 10:00	5/9/2012
4th Gr. Wax Museum	5/11/2012
3rd to Aullwood - Fossils	5/15/2012
Field Day	5/16/2012
Kindergarten Music Performance @ 6:00	5/17/2012
Field Day (Rain Day Make up)	5/18/2012
Saville Carnival @ 6:00-8:00	5/18/2012
4th Grade Recognition @ 9:00	5/23/2012
Last Day for Students - Dismissal @ 11:45	5/24/2012